

575W fixed focus and zoom profiles



26°, 36°, 50°
& 25°- 50°

Specifications

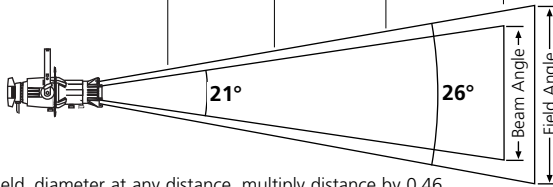
Ellipsoidal luminaire

- | | |
|---------------------------------------------------------------------------------------------------------------------------------------------------------------------------------------------------------------------------------------------------------------------------------------------------------------------------------------------------------------------------------------------------------------------------------------------------------------------------------------------------------------------------------------------------------------------------------------------------------------------------------------------------------------------------------------------------------------------------------------------------------------------------------------------------------------------------------------------------------------------------------------------------------------------------------------------------------------|---------------------------------------------------------------------------------------------------------------------------------------------------------------------------------------------------------------------------------------------------------------------------------------------------------------------------------------------------------------------------------------------------------------------------------------------------------------------------------------------------------------------------------------------------------------------------------------------------------------------------------------------------------------|
| <p>Physical</p> <ul style="list-style-type: none">• Die cast aluminium construction• Stainless steel shutters• Integral die cast colour frame / accessory holders and top mounted retainer• Steel yoke with two mounting positions• Positive locking, hand-operated yoke clutch• Slot for stainless steel gobos• Slot with sliding cover for motorised gobo devices or optional iris <p>Electrical</p> <ul style="list-style-type: none">• 230-240V, 50Hz• High temperature 3-conductor cable in a silicon rubber outer sleeve• CE approved <p>Lamp</p> <ul style="list-style-type: none">• 575W maximum• HPL — compact tungsten filament lamp• Patented filament geometry makes for extremely efficient light collection and transmission• Integral die cast aluminium heat sink lamp base | <p>Optical</p> <ul style="list-style-type: none">• Precision moulded borosilicate ellipsoidal reflector with aspheric lens and multi-layer dichroic coating• 95% of visible light transmitted through the optical train• 90% of infrared radiation (heat) passes through the reflector• Reflector and lens(es) secured with anti-vibration shock mounts• Tool free lamp centring (X/Y) and peak/flat (Z) adjustment knobs• Positive locking X, Y and Z adjustments, unaffected by relamping• Interchangeable lens assembly kits permit selection of 26°, 36°, and 50° field angles |
|---------------------------------------------------------------------------------------------------------------------------------------------------------------------------------------------------------------------------------------------------------------------------------------------------------------------------------------------------------------------------------------------------------------------------------------------------------------------------------------------------------------------------------------------------------------------------------------------------------------------------------------------------------------------------------------------------------------------------------------------------------------------------------------------------------------------------------------------------------------------------------------------------------------------------------------------------------------|---------------------------------------------------------------------------------------------------------------------------------------------------------------------------------------------------------------------------------------------------------------------------------------------------------------------------------------------------------------------------------------------------------------------------------------------------------------------------------------------------------------------------------------------------------------------------------------------------------------------------------------------------------------|

Photometric Data

Source Four jr

26°	Distance (m)	7.0	10.0	12.0	15.0
	Field Diameter (m)	2.9	4.2	5.0	6.3
	Illumination 230V (lux)	1031	505	351	224
	Illumination 240V (lux)	829	406	282	180

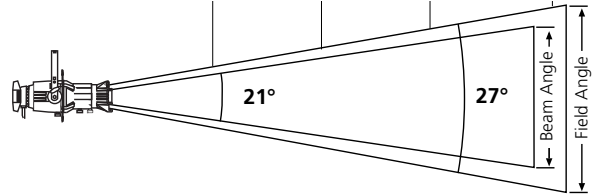


For Field diameter at any distance, multiply distance by 0.46
For Beam diameter at any distance, multiply distance by 0.30

Voltage	Candlepower	Field Lumens	Efficacy LPW	Efficiency %
230	50,500	4,819	8.2	32.3
240	40,600	4,160	7.2	27.9

Source Four jr Zoom

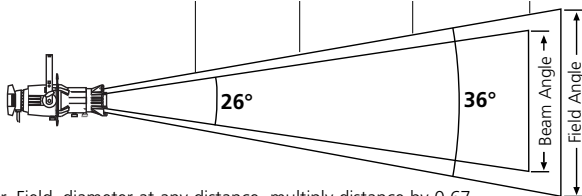
25°	Distance (m)	7.0	9.0	11.0	13.0
	Field Diameter (m)	3.3	4.2	5.1	6.1
	Illumination 230V (lux)	1380	835	559	400



For Field diameter at any distance, multiply distance by 0.44
For Beam diameter at any distance, multiply distance by 0.32

W/V	Candlepower	Field Lumens	Efficacy LPW	Efficiency %
575/230	67,600	7,120	12.4	47.8

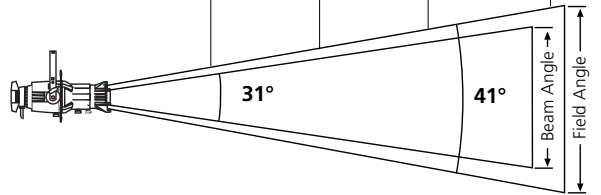
36°	Distance (m)	5.0	7.0	9.0	11.0
	Field Diameter (m)	2.9	4.0	5.2	6.4
	Illumination 230V (lux)	972	496	300	201
	Illumination 240V (lux)	816	416	252	169



For Field diameter at any distance, multiply distance by 0.67
For Beam diameter at any distance, multiply distance by 0.43

Voltage	Candlepower	Field Lumens	Efficacy LPW	Efficiency %
230	24,300	4,160	7.2	27.9
240	20,400	3,610	6.3	24.2

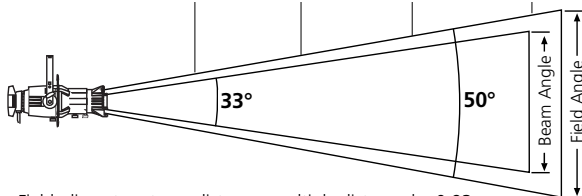
36°	Distance (m)	4.5	6.0	8.0	9.0
	Field Diameter (m)	3.0	4.0	5.3	5.9
	Illumination 230V (lux)	1753	986	555	438



For Field diameter at any distance, multiply distance by 0.67
For Beam diameter at any distance, multiply distance by 0.43

W/V	Candlepower	Field Lumens	Efficacy LPW	Efficiency %
575/230	35,500	8,890	15.5	59.7

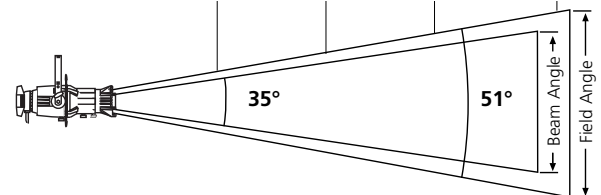
50°	Distance (m)	3.0	4.5	5.5	6.5
	Field Diameter (m)	2.8	4.2	5.1	6.0
	Illumination 230V (lux)	1844	820	549	393
	Illumination 240V (lux)	1844	820	549	393



For Field diameter at any distance, multiply distance by 0.93
For Beam diameter at any distance, multiply distance by 0.61

Voltage	Candlepower	Field Lumens	Efficacy LPW	Efficiency %
230	16,600	5,830	10.1	39.1
240	16,600	5,420	9.4	36.4

50°	Distance (m)	3.0	4.5	5.5	6.5
	Field Diameter (m)	2.8	4.1	5.0	6.0
	Illumination 230V (lux)	2533	1126	754	540



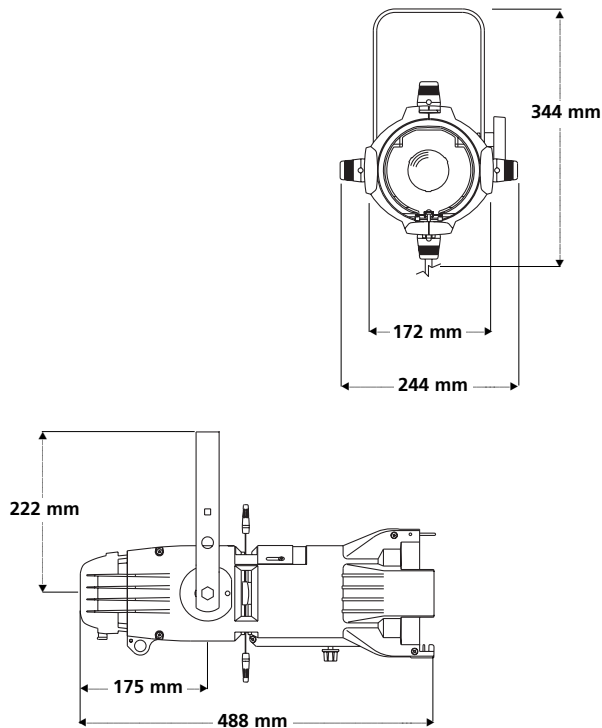
For Field diameter at any distance, multiply distance by 0.89
For Beam diameter at any distance, multiply distance by 0.57

W/V	Candlepower	Field Lumens	Efficacy LPW	Efficiency %
575/230	22,800	7,900	13.7	53.0

All photometric data in this document was prepared using standard production luminaires, and the Prometric™ CCD measurement system. Luminaires were adjusted for cosine distribution, and were tested with calibrated HPL 575/230V 14,900 and HPL 575/240V 14,900 lumens lamps at their rated voltage. All data were normalised to nominal lamp lumens.

To determine illumination in footcandles or lux at any throw distance, divide candlepower by distance squared.

Physical



Ordering information

Source Four jr and Source Four jr Zoom

Part No	Description
7062A1201	26° Source Four jr (black)
7062A1202	36° Source Four jr (black)
7062A1203	50° Source Four jr (black)
7062A1209	Source Four jr Zoom (black)

7062A****-1 For white please add -1 to the end of any of the part numbers shown above

ETC Source Four jrs and ETC Source Four jr Zooms are supplied with colour frame and cable to bare ends as standard

Source Four jr and Source Four jr Zoom Accessories

Part No	Description
7062A2201	Source Four jr 26° lens assembly
7062A2203	Source Four jr 36° lens assembly
7062A2204	Source Four jr 50° lens assembly
7062A1010	Metal gobo holder, M size
7060A1010-1	Glass gobo holder, M size
7062A1011	Drop-in iris
7060A3043	Colour frame 159 x 159mm (included)
7060A1015	Donut 159 x 159mm
PSF1021	Top hat 159 x 159 x 127mm (not recommended for 50°)

Note: For colours other than black or white and for the full range of Source Four accessories available please contact ETC Europe or your local dealer

Source Four Weights*


	Luminaire Weight kg	Packed Weight kg	Packed Dimensions mm
26°,36°,50°	4.5	6.5	290 x 290 x 650

*Weights and dimensions approximate

Lamp code	Watts	Volts	Initial Lumens	Colour Temp.	Average Rated Life (hours)	MF
HPL 575/230	575	230	14,900	3,200°	400	0.76
HPL 575/240	575	240	14,900	3,200°	400	0.76
HPL 575/230X	575	230	11,780	3,050°	1500	0.61
HPL 575/240X	575	240	11,780	3,050°	1500	0.64
HPL 375/230X	375	230	7,800	3,050°	1000	0.38
HPL 375/240X	375	240	7,800	3,050°	1000	0.38

Warning: Use of lamps other than HPL will void CE safety approval and product warranty. Source Four jr is rated for 575W maximum.

Note: For illumination with any lamp, multiply the candlepower of a beam spread by the Multiplying Factor (MF) shown for that lamp.



7062L1001-GB - rev'8



Europe Tel: +44 (0)20 8896 1000 • Fax: +44 (0)20 8896 2000
 Americas Tel: +1 608 831 4116 • Fax: +1 608 836 1736
 Asia Tel: +852 2799 1220 • Fax: +852 2799 9325
 Email: mail@etc europe.com • Web: www.etcconnect.com